

ONE PAGERS: 4 TEMPLATE PACK

CARE ASK CHANGE PROTEST ACTIVISM SOCIAL JUSTICE

"So I can't be Silent."

GUN

MURDER

WILLIAMSON

BLACK LIVES MATTER

hip hop

SO RELATABLE & CLEAR

HUGE

LISTEN CARE ASK CHANGE PROTEST ACTIVISM SOCIAL JUSTICE

Soda + Darry + PONYBOY

"We see the same sunset"

HATE

"STAY GOLD, PONYBOY"

CLIQUE - CLASSES

VS.



For Educators

One-pagers are becoming increasingly popular as a way to help students process what they have read in one powerful activity. Like sketch notes, they combine visuals with text to make ideas come alive in students' minds and memories.

But it's easy for students to struggle with one-pagers if they are not naturally inclined toward art and have not previously been encouraged to represent their ideas this way. They may feel they are being graded unfairly on their artistic abilities.

That's why in this packet you will find very specific one-pager templates. Simply photocopy the template you wish to use with the directions on the back, and students will have clear directions for how to be successful with this activity.

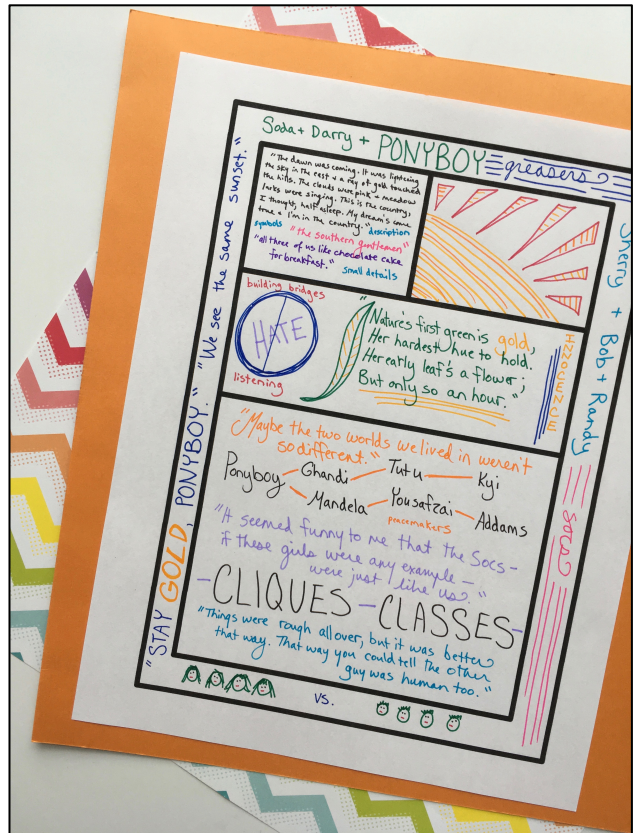
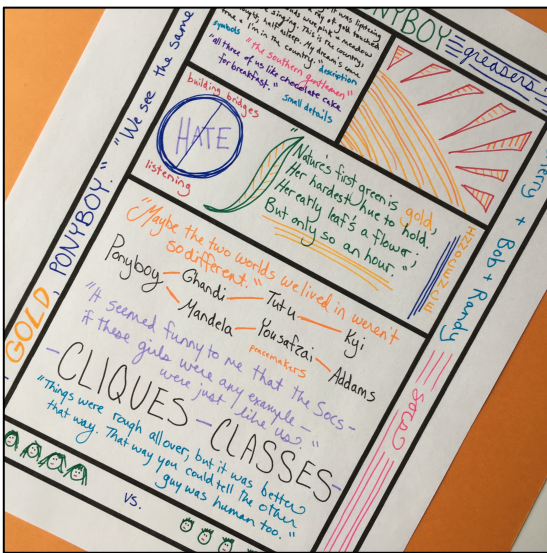
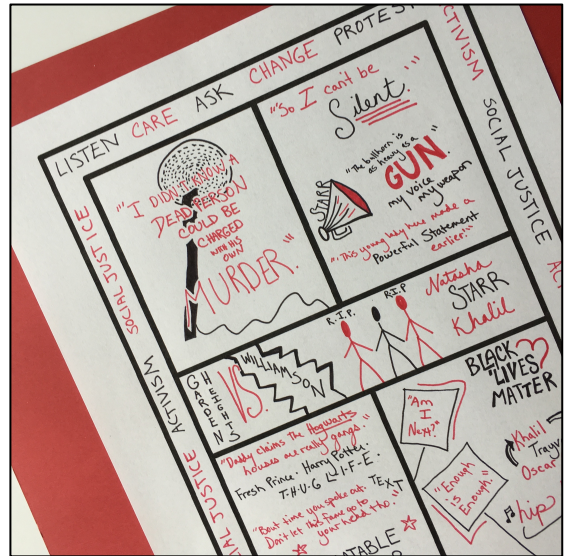
Take a look through the different templates. You can use different ones with different readings for variety, or choose one that you feel best suits your aims and use it several times throughout the year.

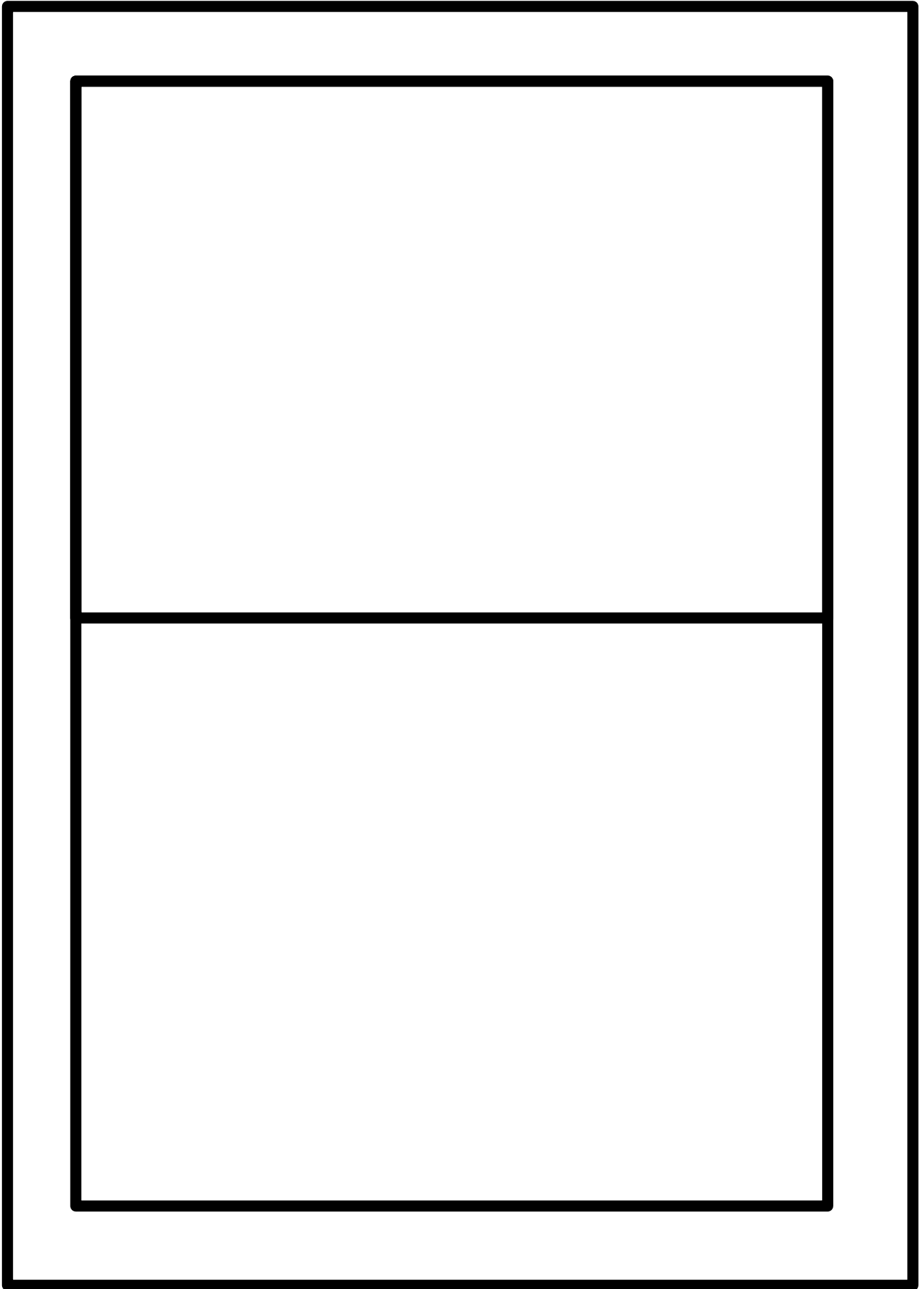
After your students have completed a one-pager using the template several times, they may feel ready to do them with a freer form. You could always give students the option to go without the template, letting those who feel more comfortable with the guidance stick to the template.

I've included a rubric at the end if you'd like to use it. You can add your own point totals, as I've just labeled the various categories "A level", etc.

I hope you enjoy this activity with your students.

Examples







One Pager Directions

A one pager is a way to visually share key ideas and information from what you have learned. When you create a one pager, you are trying to use both visual symbols and important words to clearly and concisely share your most important takeaways with someone else.

For this one pager, I've provided you with a template.

Here's what it MUST INCLUDE:

- A border of key quotations from the text
- The top half should focus on symbolism and themes from the text, including both words and images.
- The bottom half should focus on key characters from the text and how they develop, change, and interact. It should also include both words and images.

You may also add other symbols, drawings, and words that represent the reading as you wish.



One Pager Directions

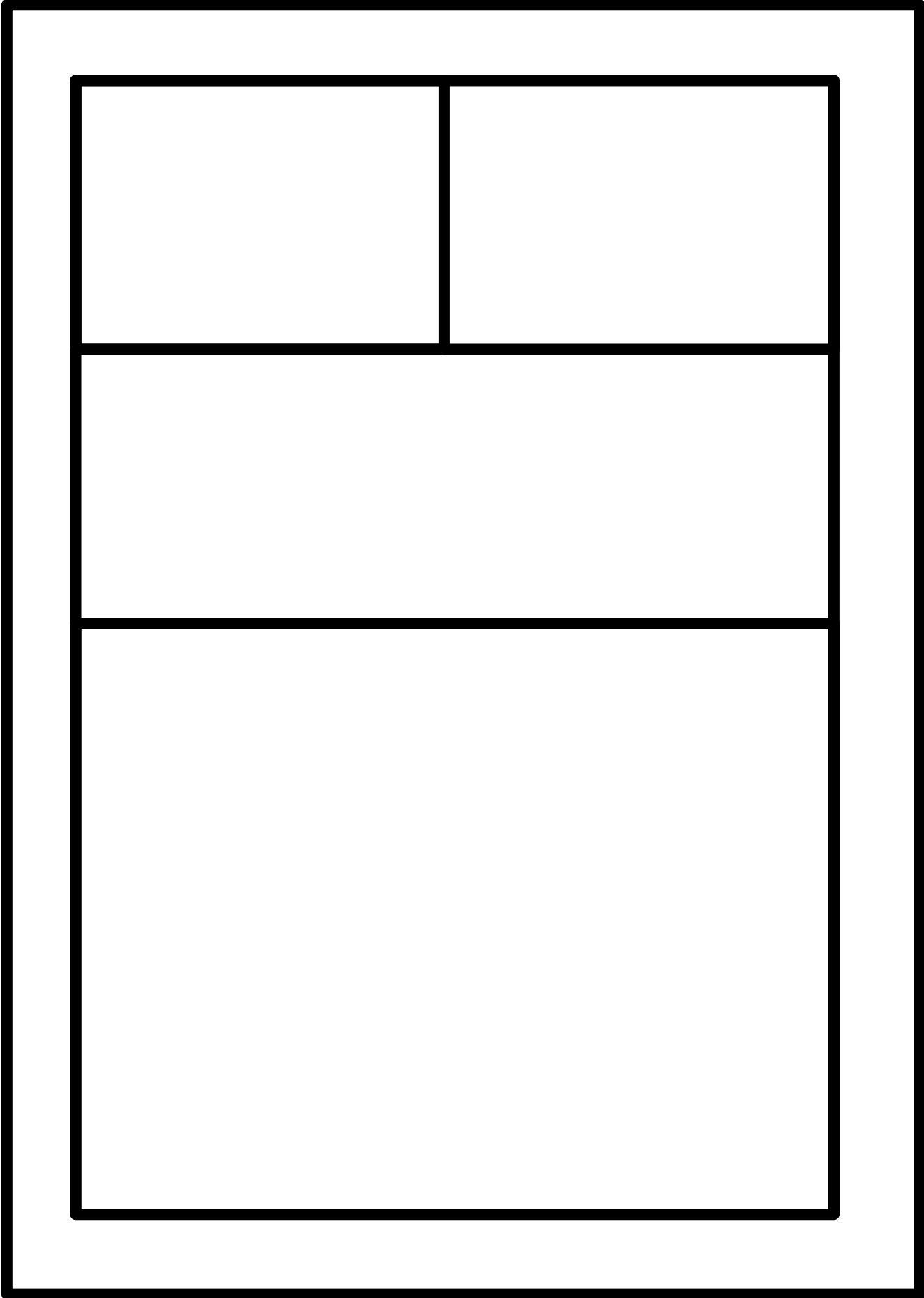
A one pager is a way to visually share key ideas and information from what you have learned. When you create a one pager, you are trying to use both visual symbols and important words to clearly and concisely share your most important takeaways with someone else.

For this one pager, I've provided you with a template.

Here's what it MUST INCLUDE:

- A border which somehow represents the key themes from what you have read
- An image in the upper left hand corner with a quotation woven into or around it. This image should somehow represent what you consider to be the most important symbol in the text so far.
- Images and/or doodled words in the upper right hand corner that represent the key characters from the text and perhaps how they are changing
- Images and quotations in the lower left hand corner that show the author's style of writing, and the power of the language that is used
- Images and/or words in the bottom right hand corner that show connections between the themes and ideas in the writing and what is going on in the world today.
- Three important quotations from the text
- Words and/or images that show the significance of the setting in some way

You may also add other symbols, drawings, and words that represent the reading as you wish.





One Pager Directions

A one pager is a way to visually share key ideas and information from what you have learned. When you create a one pager, you are trying to use both visual symbols and important words to clearly and concisely share your most important takeaways with someone else.

For this one pager, I've provided you with a template.

Here's what it MUST INCLUDE:

- A border that represents the key characters from the reading through words and/or images
- A look at the author's style in the upper left hand corner, including some short quotations
- An image or set of images in the upper right hand corner that represent an important symbol in the work
- Images and words across the middle that represent the key themes of the work
- The bottom section should show images and words that connect the text to other texts, movies, history, or modern day life. Please include at least three quotations.

You may also add other symbols, drawings, and words that represent the reading as you wish.



One Pager Directions

A one pager is a way to visually share key ideas and information from what you have learned. When you create a one pager, you are trying to use both visual symbols and important words to clearly and concisely share your most important takeaways with someone else.

For this one pager, I've provided you with a template.

Here's what it **MUST INCLUDE**:

- A border that includes words and/or images to represent the main themes of the work
- A section which shows at least three important quotations, along with symbols to represent them
- A section with words and/or images that represent one or two of the main characters
- A section that shows key elements of the author's writing style
- A section that connects this text to some other text
- A section that connects this text to what's going on in our world today
- A statement about why you think this text does or does not deserve its place in our curriculum.
- An image that represents a key moment in the text.

You may also add other symbols, drawings, and words that represent the reading as you wish.

One-Pager Rubric

	D Level	C Level	B Level	A Level
Textual Analysis	Not clear whether the maker of this one-pager read the text.	Shows some understanding of the text, though several points seem confused.	Shows a relatively strong understanding of the text.	Shows a deep understanding of the text.
Required Elements	Very few of the required elements are present.	Several key elements are missing. The one-pager is somewhat scattered.	Almost every required element is on the one-pager.	Every required element is included. Additional elements may also have been added.
Thoroughness	This one-pager barely shows an understanding of the text. Very little detail or depth.	There is not much depth or detail present in the various sections.	While this one-pager is fairly thorough, some sections gloss the surface.	This piece is amazing in its attention to detail.

One-Pager Rubric

	D Level	C Level	B Level	A Level
Textual Analysis	Not clear whether the maker of this one-pager read the text.	Shows some understanding of the text, though several points seem confused.	Shows a relatively strong understanding of the text.	Shows a deep understanding of the text.
Required Elements	Very few of the required elements are present.	Several key elements are missing. The one-pager is somewhat scattered.	Almost every required element is on the one-pager.	Every required element is included. Additional elements may also have been added.
Thoroughness	This one-pager barely shows an understanding of the text. Very little detail or depth.	There is not much depth or detail present in the various sections.	While this one-pager is fairly thorough, some sections gloss the surface.	This piece is amazing in its attention to detail.