


15 CREATIVE DISCUSSION WARM-UPS



FOR EDUCATORS

In this packet, you'll find fifteen separate printable activities you can use with any work of literature. I love using them to help students warm up for discussion (though you could use them any old time). You may choose to let students work on these activities alone, in pairs, or in small groups. Each is designed to take 10-15 minutes, and to give students a chance to review the text so they are warmed up and ready to go for whatever kind of discussion you have in mind.

I have used discussion sparks like these for many years, and generally find it much easier to kick off a student-centered discussion after a short and engaging warm-up. This way the class has a chance to center their thoughts on the text and make the transition from their previous class and passing period before trying to engage in a serious discussion.


Whether or not to grade these activities is your choice. If you find some of your students are not completing the work or not engaging with their partners or groups, you can always let them know you plan to collect the worksheets. A check mark for completion may be enough - the knowledge that you will even be collecting the worksheets may be enough. Or you can go ahead and grade it as an in-class activity, in whatever way you choose.

I hope you enjoy using these with your students!

:

Live from the Scene

Imagine you are a reporter, reporting the events from last night's reading to a live audience. Summarize the most important aspects of the reading in a short speech below.



Talk Show Interview

Imagine two characters from the text are brought onto a talk show to discuss the events of last night's reading. Fill in the dialogue for the show below, listing three questions from the host and responses from your chosen characters.



Host Question:

Response from _____ :

Response from _____ :



Host Question:

Response from _____ :

Response from _____ :



Host Question:

Response from _____ :

Response from _____ :

The Playlist



Create a playlist for one character. Choose four songs he or she might have chosen to listen to during last night's reading. Then explain your choices below. What makes these songs so perfect for the moment at hand? Include at least one quotation from the book with each song to show the connection.

1:


2:

3:

4:

Graffiti Wall

Use the space below to create a piece of graffiti a character from last night's reading might use to express his or her thoughts about the recent events in the book. Then write one paragraph explaining how the graffiti reveals important information about the character and our most recent reading. We will view each other's work before beginning our discussion.



Great Literature?

What made last night's reading great literature? Or wasn't it? Discuss your thoughts with a partner, then respond below. We will start our discussion today with this question.



The Top Five

Top five lists are everywhere in the media today. Pretend you are covering last night's reading for a news organization and you have been assigned a "Top Five." With a partner, write a creative list of five of something from last night's reading with a short explanation for why each deserves its spot on the list.

Examples: Five Big Surprises, Five Things you didn't know about _____, Five Most Engaging Moments, etc.

1.

2.

3.

4.

5.



Pen Pals

Imagine that a character from last night's reading is pen pals with a student here at our school. Craft a letter from the character to the student all about the events of last night's reading. Feel free to use your imagination as you craft the style and voice of your letter, but stay true to the text in all particulars. Your goal is to show your understanding of the character and the reading.

Dear _____,

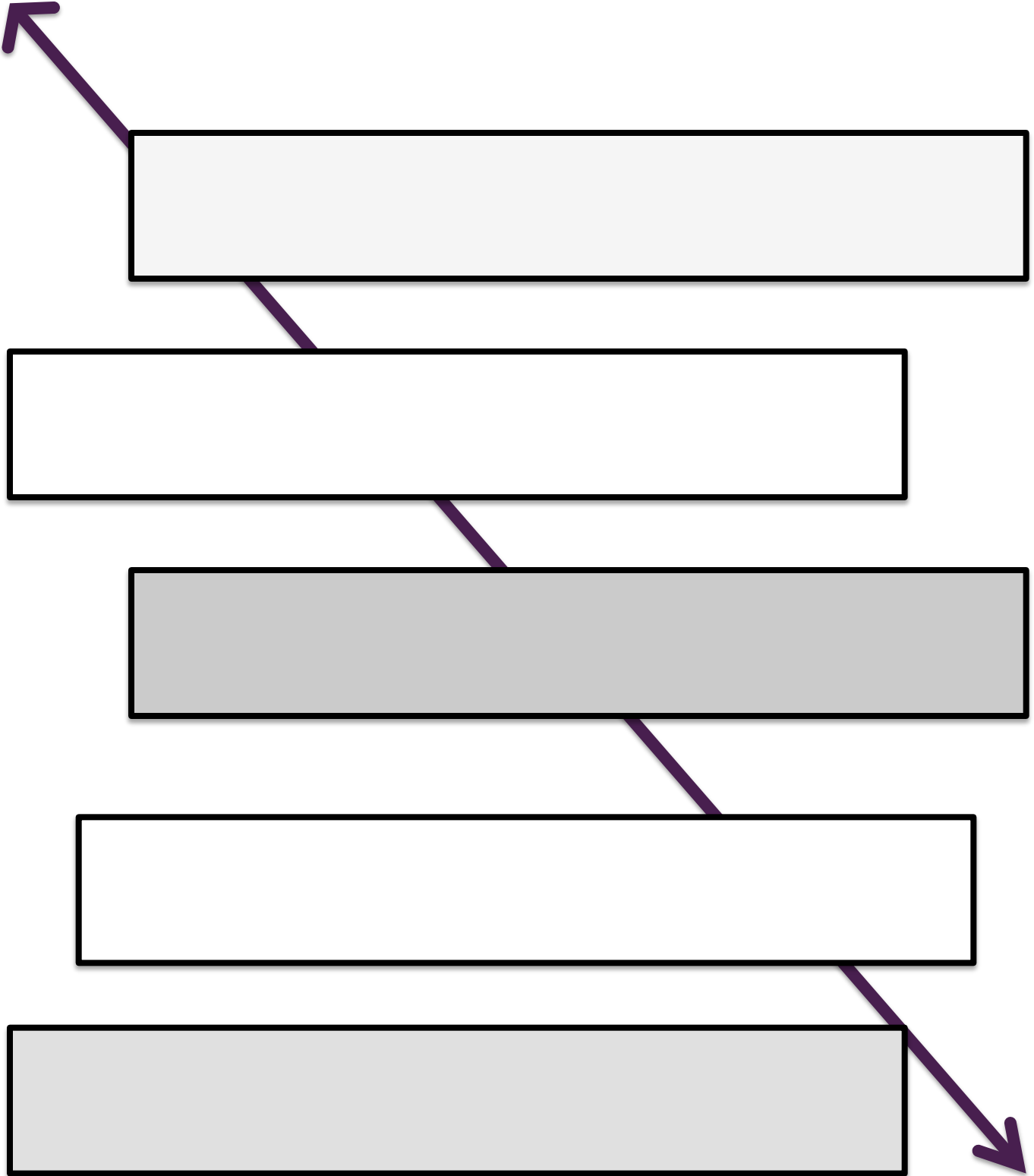
The Comic Book Version

Create a three panel comic of last night's reading, trying your hardest to show the most important moments from the text. Use both speech and thought bubbles in your work, so you can effectively demonstrate both the feelings and important dialogue of the characters.



Timeline

Below, create a timeline of the five most important events from last night's reading. Include a quotation with each.



Dear Diary,

Below, write a diary entry for one of the characters involved in the events of last night's reading. Comment on what has been going on and try to use the style you think your character would write in.

A spiral-bound notebook with a black metal spiral binding on the left side. The pages are white with horizontal grey lines. The notebook is shown from a slightly elevated perspective, filling most of the lower half of the page.

Character Facebook Profile



Friends

Likes

Favorite Books/ Music/Movies

Status Update:

Comment from _____:

Status Update:

Comment from _____:

Status Update:

Comment from _____:

Status Update:

Comment from _____:

Status Update:

Comment from _____:

Directions: Fill out this Facebook profile for a character from our text, including four status updates based on events from last night's reading, and comments on those updates from other characters.

A hand holding a glowing crystal ball with a map of the world inside. The crystal ball is held in a white, stylized hand. The background is a light gray gradient.

Predict the Ending

Based on what you know now, how do you think this text will end? Make three predictions as directed below, with short explanations for your choices.

Prediction #1 (make a prediction about one supporting character):

Explanation:

Prediction #2 (make a prediction about a main character):

Explanation:

Prediction #3 (make a prediction about the events that will unfold):

Explanation: